



Introducing,

WHITEOAK CAPITAL

TAX SAVER FUND

(An open ended Equity Linked Savings Scheme with a statutory lock in of 3 years and tax benefit)

NFO Opens on: 16th August 2022

NFO Closes on : 7th October 2022

Benefit of Equity Linked Savings Scheme (ELSS)

1

Qualifies for Tax Deduction under Section 80C of Income Tax Act, 1961*

2

Short Lock-In Period of 3 years

3

Long Term Capital Gains of up to ₹ 1 lakh are tax-exempt

4

Offers Wealth Creation Opportunities

Illustration of Exemption under Section 80C

Illustration : Gross Income Rs. 10,00,000

Heading	Without 80C Benefit	With Tax Deduction under Section 80C
Gross Total Income	₹10,00,000	₹10,00,000
Exemption under 80C	-	₹1,50,000
Total Taxable Income	₹10,00,000	₹8,50,000
Tax on Total Income	₹1,17,000	₹85,800
Effective Tax rate	12%	9%
Tax Saved		₹31,200

Illustration : Gross Income Rs. 20,00,000

Heading	Without 80C Benefit	With Tax Deduction under Section 80C
Gross Total Income	₹20,00,000	₹20,00,000
Exemption under 80C	-	₹1,50,000
Total Taxable Income	₹20,00,000	₹18,50,000
Tax on Total Income	₹4,29,000	₹3,82,200
Effective Tax rate	21%	19%
Tax Saved		₹46,800

An Investor with age < 60 Years, with Income of Rs.10 Lakh can save upto Rs. 31,200 and with income of Rs. 20 Lakh can save upto Rs. 46,800 by availing Tax Deductions under Section 80C of the Income Tax Act, 1961*

Some of the instruments eligible for tax deduction under Section 80C

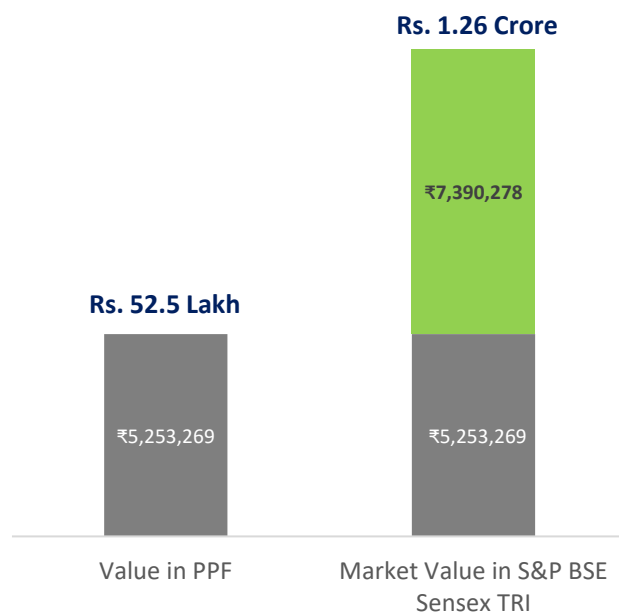
Heading	PPF	NPS	ELSS
Tenure / Lock-in Period	15 Years**	10 Years ***	3 Years
Minimum Amount (Per Year)	Rs. 500	Rs. 1,000	Rs. 500
Maximum Amount (Per Year)	Rs. 1,50,000	No Upper Limit	No Upper Limit
Interest / Return	Fixed^	Market Linked*	Market Linked*
Tax Benefit	Can claim up to Rs. 1,50,000 in a financial year under section 80C of income tax act.	Can claim up to Rs. 1,50,000# in a financial year under section 80C of income tax act. (Additional benefit of Rs. 50000 under section 80CCD)	Can claim up to Rs. 1,50,000 in a financial year under section 80C of income tax act.
Asset Allocation	100% Allocation in Government Bonds/Securities, Fixed Income Instruments	Maximum cap of 75% in equity market instruments. Depend on the portfolio chosen by the investor (i.e. % of Equity & Debt Component)	80-100% of the Investment in Equity and Equity Related Instruments.
Withdrawals	Partial withdrawal is allowed from the 7th year onwards. Complete withdrawal is allowed only at the time of maturity	At least 40% of the total amount accumulated has to be used for purchasing annuities, and the remaining amount can be withdrawn by the subscriber once they attain the age of 60 years. Partial withdrawal upto 25% can be done for specific purposes.	Premature withdrawals are not allowed
Tax Implication	Maturity amount with interest accrued is tax free (EEE: Exempt, Exempt, Exempt)	NPS on maturity is tax free up to 60% of the total corpus accumulated. The remaining 40% is to be used for compulsorily purchasing annuity and the annuity received is fully taxable in the year of receipt. Partial withdrawal upto 25% done for specific purposes is tax exempt. (EET: Exempt, Exempt, Taxed)	Long Term capital gain tax of 10% (plus surcharge and cess). Capital gains of up to Rs. 1 lakh is tax-free per financial year
Associated Risk	Highest level of safety as it is backed by the government.	Risk is determined by the choice of portfolio (i.e. of Equity & Debt Component)	Higher Risk due to investment in Equity Market

^ Reviewed periodically. **Premature withdrawal under PPF is available from 7th financial year. However, the full amount can be withdrawn after 15 years. *** Depends on individual's unique circumstances. *Market Linked: Returns are subject to market risks. #Employer's contribution to NPS is exempt upto 10% of Salary. The above is for illustrative purpose only. Investments up to Rs.1,50,000 per year can be claimed as deduction under Section 80C of Income Tax Act, 1961. While amount invested in Public Provident Fund (PPF) has the highest safety for Principal invested, investments in mutual funds are subject to market and various other risks. Past performance may or may not sustain in future. Interest Rate for Public Provident Fund is for Q1 FY 22-23. The taxpayer opting for concessional rates in the New Tax Regime will not be allowed certain Exemptions and Deductions (like 80C, 80D, 80TTB, HRA) available in the Old Tax Regime. Investors are requested to consult tax/financial advisor before making investments in mutual funds.

Public Provident Fund (PPF) v/s S&P BSE Sensex TRI

Date	Investment Amount	Value in PPF	S&P BSE Sensex TRI Market Value
31-Mar-01	₹70,000	₹70,000	₹70,000
31-Mar-02	₹70,000	₹1,46,644	₹1,39,163
31-Mar-03	₹70,000	₹2,29,762	₹1,94,714
31-Mar-04	₹70,000	₹3,18,143	₹4,35,842
31-Mar-05	₹70,000	₹4,13,595	₹5,87,106
31-Mar-06	₹70,000	₹5,16,683	₹11,07,233
30-Mar-07	₹70,000	₹6,27,904	₹13,74,207
31-Mar-08	₹1,00,000	₹7,78,136	₹17,60,465
31-Mar-09	₹1,00,000	₹9,40,387	₹12,07,681
31-Mar-10	₹1,00,000	₹11,15,618	₹23,07,538
31-Mar-11	₹1,00,000	₹13,04,867	₹26,96,620
31-Mar-12	₹1,00,000	₹15,13,351	₹25,49,711
31-Mar-13	₹1,00,000	₹17,46,526	₹29,07,915
31-Mar-14	₹1,00,000	₹19,98,473	₹36,10,595
31-Mar-15	₹1,50,000	₹23,22,341	₹47,28,710
31-Mar-16	₹1,50,000	₹26,74,384	₹45,04,724
31-Mar-17	₹1,50,000	₹30,41,873	₹54,86,438
31-Mar-18	₹1,50,000	₹34,30,716	₹63,33,330
31-Mar-19	₹1,50,000	₹38,50,774	₹76,72,001
31-Mar-20	₹1,50,000	₹43,09,017	₹60,68,382
31-Mar-21	₹1,50,000	₹47,64,957	₹1,04,55,157
31-Mar-22	₹1,50,000	₹52,53,269	₹1,26,43,547
XIRR →		8.0%	15.6%

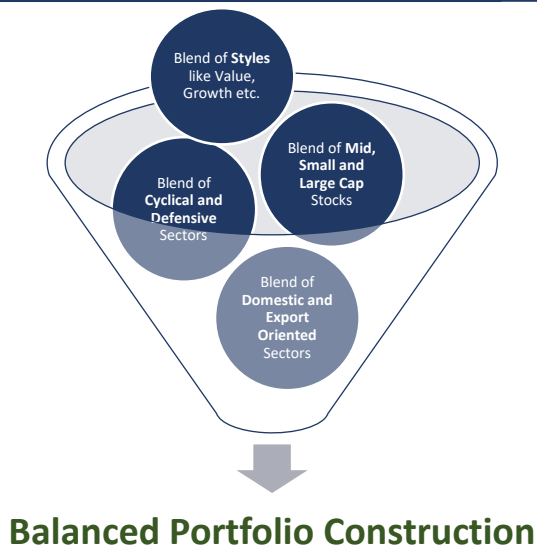
Growth of Investment S&P BSE Sensex TRI v/s PPF



Total amount invested during the period is Rs. 23.90 Lakh

Data Source: MFIE and Internal Research. The above is for illustrative purpose only. Investments up to Rs.1,50,000 per year can be claimed as deduction under Section 80C of Income Tax Act, 1961. While amount invested in Public Provident Fund (PPF) has the highest safety for Principal invested, investments in mutual funds are subject to market and various other risks. **Past performance may or may not sustain in future.** Effective Interest Rate for Public Provident Fund is taken by considering the intermediate change in rate of interest within financial year. The taxpayer opting for concessional rates in the New Tax Regime will not be allowed certain Exemptions and Deductions (like 80C, 80D, 80TTB, HRA) available in the Old Tax Regime. Investors are requested to consult tax/financial advisor before making investments in mutual funds.

WhiteOak Capital's Approach towards **Balanced Portfolio Construction**



No particular **Style** performs consistently every year. Likewise, **Sector and Market Cap** performance keeps rotating year on year. Furthermore, there may be prolonged cycle of out performance and under performance. Hence, a **Balanced Portfolio with blend** of these factors can help improving consistency of the performance.

For illustration purpose only. Portfolio will be managed as per stated Investment objective, investment strategy & asset allocation in the Scheme Information Document (SID) and is subject to the changes within provisions of SID of the Scheme.

Philosophy at WhiteOak Capital: **Focus on Stock Selection**



Great Business

Well managed and scalable business, with superior returns on capital

Attributes of Great Business

Superior returns on incremental capital

Scalable long term opportunity

Strong execution and governance



Valuation

Current price at a substantial discount to intrinsic value

Valuation

Intrinsic value = present value of future cash flows

Value excess returns on capital vs capital employed

At WhiteOak we believe, "Outsized returns can be earned over time by investing in **Great Businesses** at **Attractive Valuations**". So, instead of taking skewed Macro bets on Sectors or on Particular Style, we focus on Stock Selection.

WhiteOak Capital Tax Saver Fund



Value	Blend	Growth	
			Large
			Mid
			Small

Style Box for Equity Exposure

The allocations mentioned above are tentative and for illustration purpose only. Final portfolio can have higher or lower allocation depending on prevailing market scenario. Portfolio will be managed as per stated Investment objective, investment strategy & asset allocation in the Scheme Information Document (SID) and is subject to the changes within provisions of SID of the Scheme.

Why WhiteOak Capital Tax Saver Fund


- **Large Investment Team**
 - Covering ~1000 Stocks with more than Rs. 1000 Crore Market Cap
- **Balanced Portfolio Construction**
 - Portfolio of Pro-cyclical and Counter-cyclical stocks to help reducing macro economic shocks
- **Sectoral Analyst: Team within Team Structure**
 - Each sector is tracked by several analysts for in-depth analysis
- **Analysts' Experience**
 - Many analysts in team are tracking the same sector for more than a decade
- **Forensic for Negative List of Stocks**
 - Helps reduce possible accidents due to poor corporate governance
- **Invests Across Market Caps and Styles**
 - To capture compelling opportunities across market capitalization
- **Qualifies for Tax Exemption under Section 80C of Income Tax Act, 1961***
 - With lock-in period of 3 years only

Source : www.incometax.gov.in *Applicable to investors opting for old tax regime. Taxation as per prevailing tax laws. The taxpayer opting for concessional rates in the New Tax Regime will not be allowed certain Exemptions and Deductions (like 80C, 80D, 80TTB, HRA) available in the Old Tax Regime. Investors are requested to consult tax/financial advisor before making investments in mutual funds. The allocations mentioned above are tentative only. Final portfolio can have higher or lower allocation depending on prevailing market scenario. Portfolio will be managed as per stated Investment objective, investment strategy & asset allocation in the Scheme Information Document (SID) and is subject to the changes within provisions of SID of the Scheme.

Structure & Key Terms

NFO Period	Aug 16, 2022 – Oct 7, 2022
Category of the Scheme	Equity Linked Savings Scheme (ELSS)
Type of Scheme	An open ended Equity Linked Savings Scheme with a statutory lock in of 3 years and tax benefit
Investment Objective	To generate capital appreciation / income from a portfolio, comprising predominantly of equity & equity related instruments. However, there can be no assurance or guarantee that the investment objective of the Scheme would be achieved.
Asset Allocation Pattern	Equity & Equity Related Instruments 80%-100% (Risk Profile- Very High)
	Debt Securities and Money Market Instruments – 0%-20% (Risk Profile- Low to Medium)
	In line with Equity Linked Savings Scheme, 2005 as notified by Ministry of Finance (Department of Economic Affairs) vide notification dated November 03, 2005 as amended from time to time. For detailed asset allocation, please refer to the Scheme Information Document
Plans	Regular Plan & Direct Plan
Options/ Sub option	Growth & Income Distribution cum Capital Withdrawal (IDCW)- (Payout Only)
Minimum Application Amount	Rs. 500 (and in multiples of Rs.500 thereafter)
Minimum Additional Application Amount	Rs. 500 (and in multiples of Rs.500 thereafter)
Minimum Redemption Amount	Rs. 500/- and in multiples of Re 0.01/- or account balance, whichever is lower
Load Structure / Lock-in Period	Entry Load: Not applicable
	Exit Load: Nil, subject to Lock-in period of 3 years
Fund Manager	Mr. Ramesh Mantri (Equity), Mr. Piyush Baranwal (Debt)
Benchmark Index	S&P BSE 500 TRI

 mf.whiteoakamc.com

 Call us on 1800 3000 3060

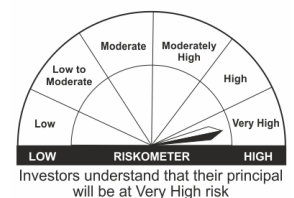
 Or call your Mutual Fund Distributor



WhiteOak Capital Tax Saver Fund (An open ended Equity Linked Savings Scheme with a statutory lock in of 3 years and tax benefit) **is suitable for investors who are seeking*:**

- Long term capital appreciation
- Investment in a diversified portfolio of equity and equity-related securities
- Tax Benefits with a lock-in of 3 years

***Investors should consult their financial advisers if in doubt about whether the product is suitable for them.**



The product labelling assigned during the NFO is based on internal assessment of the Scheme characteristics or model portfolio and the same may vary post NFO when the actual investments are made. The AMC will evaluate the Risk-o-Meter on a monthly basis and shall disclose the same along with the portfolio disclosure.

Mutual fund investments are subject to market risks, read all scheme related documents carefully.